



# PROJECT SELF-EVALUATION FORM

**SCOPE – Parul University**

Please complete this form with details about your project.  
This evaluation is crucial for assessing the project's success  
and areas for improvement.

---

1. **Project Title:** Enter the title of your project.

2. **Project Leader:** Name of the individual leading the project.


3. **Project Duration:** The start and end dates of your project.

4. **Project Team Members:** List all team members involved in  
the project.


5. **Objective Achievements:** Evaluate how well the project met its initial objectives. Use specific examples.




6. **Methodology Evaluation:** Assess the effectiveness of the methodologies used in the project.



7. **Results Summary:** Summarize the project results/outcomes.



8. **Impact Assessment:** Describe the impact of the project, including any unforeseen outcomes.




**9. Challenges and Solutions:** Discuss any challenges faced and how they were overcome.

A large, empty rectangular box with a light blue border, intended for writing the response to question 9.

**10. Future Directions:** Suggestions for future projects or research based on the outcomes.

A large, empty rectangular box with a light blue border, intended for writing the response to question 10.

**11. Additional Comments:** Any other comments or observations about the project.

A large, empty rectangular box with a light blue border, intended for writing the response to question 11.